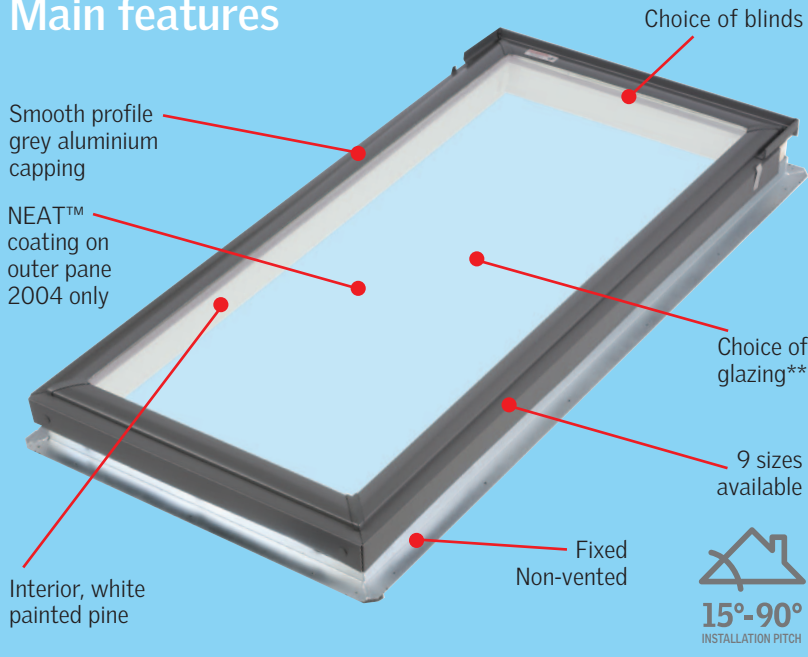


FS fixed non-openable skylight

Main features

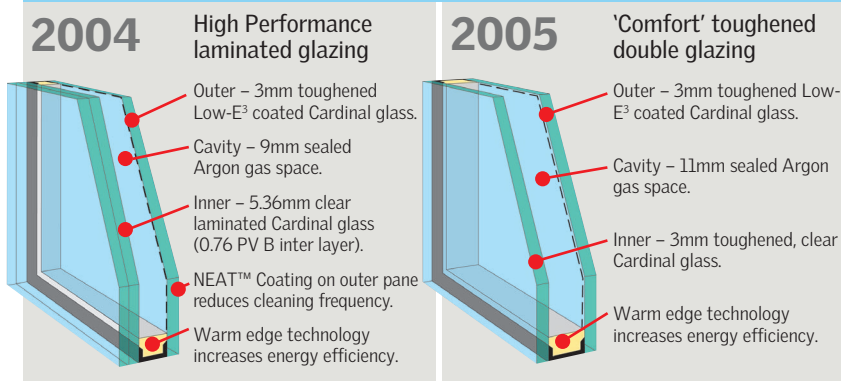


Construction

Quality frame of Ponderosa pine. Factory treated with a base preservative to reduce mould and mildew. Further treated with 2 coats of white paint for clean interior finish.

The FS Skylight provides a cost-effective solution for creating light-filled rooms where adequate ventilation already exists. Energy efficient choice of glazing and the use of blinds ensures heat transference is minimised.

Choice of double glazing units



Benefits:	2004	2005	Australian Standard AS1288
• Radiant heat block: Complete window Glass only	approx 80%	80%	2004 laminated glass must be used for skylights installed 3m or more above floor level.
• UV Harmful rays block	approx 75%	75%	
• Noise reduction factor	approx 99%	95%	
• WERS rating	32dB	29dB	
• Double layer of Low-E ³ coating.	5 stars	5 stars	
• 10 year warranty on insulated glass seal.	✓	✓	
• Reduced cleaning frequency.	✓	✓	

NEAT™ Photocatalytic Coating

- Silicone Dioxide/Titanium Dioxide coating reacts with the sun's UV rays to decompose surface organic dirt before rinsing away with the next shower of rain, thereby reducing cleaning frequency.
- The coating also makes the glass surface smoother, so water disperses evenly, sheets off and evaporates quickly, thereby minimising water spotting on the pane.



10 YEAR WARRANTY
on skylights, flashings & glazing

3 YEAR WARRANTY
on blinds & accessories

FS technical performance

Australian Standards

All VELUX Skylights are tested and approved to the appropriate Australian Standards.

- AS4285 SKYLIGHTS**
Cyclonic & Non-Cyclonic ✓
- AS1288 OVERHEAD GLAZING**
Laminated inner pane† ✓
- AS3959 BUSHFIRE**
Attack Level 40^ ✓
- AS1530.1 NON-COMBUSTIBILITY** ✓
- BCA BOUNDARY SEPARATION**
Class 1 & Class 10 buildings: Within 900mm of a boundary wall ✓
Class 2 to Class 9 buildings: 3 metres from a boundary wall^^ ✓

VELUX Skylights are deemed non-combustible and thereby comply with BCA Fire Separation requirements*.

* CSIRO assessment report available on request. VELUX recommends consultation with relevant authority before work commences.
† 2004 glazing variant.
^ Bushfire testing applicable to 2004 glazing variant skylight in roof pitch 18°-75°. Skylight only. Custom-made flashing required.
^^ Skylight cannot be closer than 3mtrs unless the boundary is adjoining a road or public place.

Hailstone Test

VELUX Simulated Tests *ASTM E822-2009.

* ASTM E822-2009 standard practice for determining resistance of Solar Collector Covers to Hail impact with propelled ice balls (2004 glazing).

Energy rating

FS Skylights have been energy rated in accordance with the Skylight Energy Rating Scheme (WERS).

★★★★★ **Maximum 5 stars Summer Ratings**

5 out of 5 stars for Winter Rating.
5 out of 5 stars for Cool Daylight in Summer.

Glazing type	2004	2005
U-value (W/m²K)		
Complete skylight	2.60	2.70
Glass only	1.93	1.98

Solar Heat Gain Co-efficient	2004	2005
Complete skylight	0.24	0.24
Glass only	0.27	0.27

Visible Light Transmittance	2004	2005
Complete skylight	0.55	0.56

Luminous Efficacy (Ke = VT/SHGC)	2004	2005
Complete skylight	2.29	2.33

All figures generated by AFRC accredited simulators. Figures based on complete skylight: nominal size 1140mm (W) x 1180mm (H).

**In applications where Fixed Skylights (FS) are to be installed near Openable Skylights (VS/VSE), utilise the same glazing type to ensure identical visual properties.

FS fixed non-openable skylight

Choice of Blockout and Venetian blinds



Blockout blinds

- Provides blackout from light.
- Colour: White on internal side. Silver coating on external side.
- Materials: Light-tight polyester with heat resistant coating. Clear, anodized aluminium side channels and top cover.
- Reduce light by approx 100%. Reduce heat by approx 40%.



Venetian blinds

- Controls amount and direction of light.
- Colour: Egg-shell white on both sides.
- Materials: 35mm wide slimline aluminium blades. Clear, anodized aluminium side channels and top cover.
- Reduce light by up to 85%. Reduce heat by approx 57%.

Solar

- Uses the sun's energy to power the built-in motor.
- Operated by wireless wall-mounted keypad (provided).

Electric

- Requires KLR 200 radio frequency remote control and KLC 500 electric multi-controller.

Manual

- Requires rod control (ZXT 200) for out-of-reach situations.

Manual

- Requires rod control (ZXT 200) for out-of-reach situations.


Now even easier to fit using VELUX **Pick&Click!** system.

NB: New VELUX blinds and flashings do not fit VELUX Skylights manufactured prior to March 2010 and must be ordered accordingly.

Choice of flashing

EDW flashing for profiled roofing material

EDW flashing is used for skylights installed into tile or corrugated (or similar) roofing. Concrete or terracotta tiles with standard profiles can be used. Custom orb profile metal roofing can be used.



EDL flashing for flat roofing material

EDL flashing is used for skylights installed into slate or shingle roofs – typically 4-8mm thick. 'L' shaped sections are provided that act as soaker pieces on either side of the skylight.



* For roofs below 15° pitch, skylights need to be raised to 15° and custom flashed. VELUX can assist with technical advice and drawings. (NB: build-up not recommended in Bushfire areas.)



NB: When used in side-by-side/above-below combination, skylights must be 100mm apart and utilise EKW/L combination flashing.

FS – frame and glazing dimensions – technical details

Product/size code (Old code – pre April 2010)	C01 (101)	C04 (104)	C06 (106)	C08 (108)	M04 (304)	M06 (306)	M08 (308)	S01 (601)	S06 (606)
Overall frame size wxh – mm	550x700	550x980	550x1180	550x1400	780x980	780x1180	780x1400	1140x700	1140x1180
Internal glass size wxh – mm	462x611	462x891	462x1091	462x1311	692x891	692x1091	692x1311	1052x611	1052x1091
Daylight area (M ²)	0.28	0.41	0.50	0.61	0.62	0.75	0.91	0.64	1.15
2004 High Performance glazing sizes available	✓	✓	✓	✓	✓	✓	✓	✓	✓
2005 Comfort glazing sizes available	✓	✓	-	✓	✓	-	✓	-	-
2004 – weight in kg *	19.2	23.0	26.1	31.2	29.8	34.9	39.1	33.3	46.4
2005 – weight in kg *	18.0	22.1	-	27.8	27.9	-	36.0	-	-

Skylights can only be installed as per orientation depicted above. • Weight includes flashing.