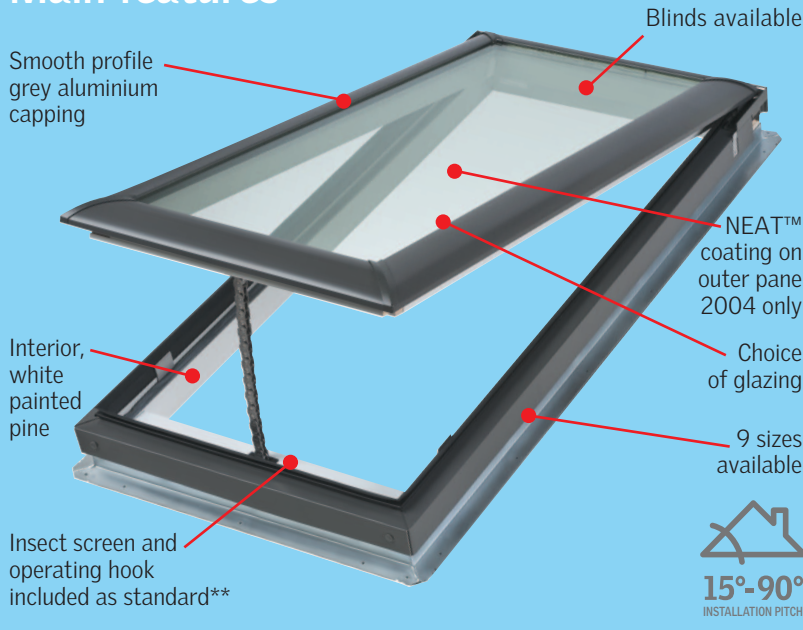


VS manually operated top-hung skylight

Main features

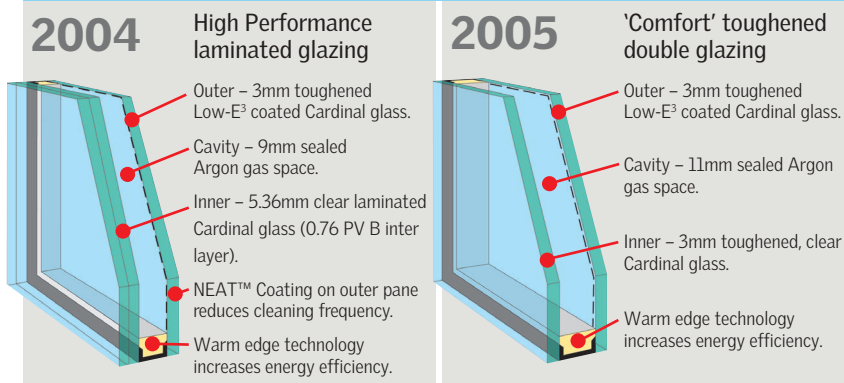


Construction

Quality frame of Ponderosa pine.
Factory treated with a base preservative to reduce mould and mildew.
Further treated with paint (2 coats) for a clean white interior finish.

VS Skylights are operated manually. The VS has a hook included which requires a rod control to wind the hook and open the sash. Or for applications within reach, a winder handle can be used.

Choice of double glazing units



Benefits:	2004	2005	Australian Standard AS1288
Radiant heat block: Complete window	approx 80%	80%	2004 laminated glass must be used for skylights installed 3m or more above floor level.
Glass only	approx 75%	75%	
UV Harmful rays block	approx 99%	95%	
Noise reduction factor	32dB	29dB	
WERS rating	5 stars	5 stars	
Double layer of Low-E³ coating.	✓	✓	
10 year warranty on insulated glass seal.	✓	✓	
Reduced cleaning frequency.	✓	✓	

NEAT™ Photocatalytic Coating

- Silicone Dioxide/Titanium Dioxide coating reacts with the sun's UV rays to decompose surface organic dirt before rinsing away with the next shower of rain, thereby reducing cleaning frequency.
- The coating also makes the glass surface smoother, so water disperses evenly, sheets off and evaporates quickly, thereby minimising water spotting on the pane.



VS technical performance

Australian Standards

VELUX Skylights are tested and approved to the appropriate Australian Standards.

AS4285 SKYLIGHTS
Cyclonic & Non-Cyclonic ✓

AS1288 OVERHEAD GLAZING
Laminated inner pane† ✓

AS3959 BUSHFIRE
Attack Level 40^ ✓

AS1530.1 NON-COMBUSTIBILITY ✓

BCA BOUNDARY SEPARATION#
Class 1 & Class 10 buildings: Within 900mm of a boundary wall ✓
Class 2 to Class 9 buildings: 3 metres from a boundary wall^^ ✓

VELUX Skylights are deemed non-combustible and thereby comply with BCA Fire Separation requirements*.

* CSIRO assessment report available on request. VELUX recommends consultation with relevant authority before work commences.

† 2004 glazing variant.

^ Bushfire testing applicable to 2004 glazing variant skylight in roof pitch 18°-75°. Skylight only. Custom-made flashing required. Additional mesh protection may be required for opening apertures (consult local council).

Skylight to be in closed position.

^^ Skylight cannot be closer than 3mtrs unless the boundary is adjoining a road or public place.

Hailstone Test

VELUX Simulated Tests *ASTM E822-2009.

* ASTM E822-2009 standard practice for determining resistance of Solar Collector Covers to Hail impact with propelled ice balls (2004 glazing).

Energy Rating

VS Openable Skylights have been energy rated in accordance with the Skylight Energy Rating Scheme (WERS).

★★★★★ **Maximum 5 stars Summer Ratings**

4.5 out of 5 stars for Winter Rating.

4.5 out of 5 stars for Cool Daylight in Summer.

Glazing type	2004	2005
U-value (W/m²K)		
Complete skylight	2.50	2.60
Glass only	1.93	1.98

Solar Heat Gain Co-efficient	2004	2005
Complete skylight	0.21	0.21
Glass only	0.27	0.27

Visible Light Transmittance	2004	2005
Complete skylight	0.48	0.49

Luminous Efficacy (Ke = VT/SHGC)	2004	2005
Complete skylight	2.29	2.33

All figures generated by AFRC accredited simulators. Figures based on complete skylight: nominal size 1140mm (W) x 1180mm (H).


**Winder handle and extension rods to be purchased separately. Details overleaf.

VS manually operated top-hung skylight

Choice of flashing

EDW flashing for profiled roofing material

EDW flashing is used for skylights installed into tile or corrugated (or similar) roofing. Concrete or terracotta tiles with standard profiles can be used. Custom orb profile metal roofing can be used.



EDL flashing for flat roofing material

EDL flashing is used for skylights installed into slate or shingle roofs – typically 4-8mm thick. 'L' shaped sections are provided that act as soaker pieces on either side of the skylight.



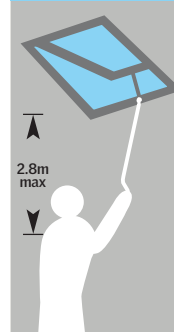
* For roofs below 15° pitch, skylights need to be raised to 15° and custom flashed. VELUX can assist with technical advice and drawings. (NB: build-up not recommended in Bushfire areas.)

NB: When used in side-by-side/above-below combination, skylights must be 100mm apart and utilise EKW/L combination flashing.



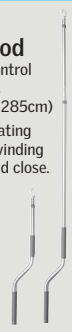
Control options

Out of easy reach – choice of control rods



ZCT 300 extension rod
Telescopic rod control (145cm in length, extendable up to 285cm)
Attaches to operating hook for simple winding action to open and close.

ZOZ 032 short control rod
(60cm long)



Within reach situations



ZZZ 201 winder handle

Replaces operating hook for simple winding action to open and close.



VS – frame and glazing dimensions – technical details

Product/size code (Old code – pre April 2010)	C01 (101)	C04 (104)	C06 (106)	C08 (108)	M04 (304)	M06 (306)	M08 (308)	S01 (601)	S06 (606)
Overall frame size wxh – mm	550x700	550x980	550x1180	550x1400	780x980	780x1180	780x1400	1140x700	1140x1180
Internal glass size wxh – mm	407x519	407x799	407x999	407x1219	637x799	637x999	637x1219	997x519	997x999
Daylight area (M ²)	0.21	0.33	0.41	0.50	0.51	0.64	0.78	0.52	1.00
Ventilation area (M ²)	0.24	0.33	0.38	0.44	0.39	0.44	0.49	0.40	0.54
2004 High Performance glazing sizes available	✓	✓	✓	✓	✓	✓	✓	✓	✓
2005 Comfort glazing sizes available	✓	✓	-	✓	✓	-	✓	-	-
2004 – weight in kg *	23.1	32.1	32.4	36.1	34.3	41.4	45.7	40.9	55.0
2005 – weight in kg *	21.7	30.7	-	34.0	31.6	-	41.9	-	-

Skylights can only be installed as per orientation depicted above. • Weight includes flashing.

Daylight control – Solar Blockout blinds



- Provides blockout from light.
- Colour: White on internal side. Silver coating on external side.
- Materials: Light-tight polyester with heat resistant coating. Clear, anodized aluminium side channels and top cover.
- Operated by wireless wall-mounted keypad (provided).

Benefits:

- Eco-friendly – uses the sun's energy to power the built-in motor.
- Reduces light by approx. 100%.
- Reduces heat build-up by approximately 40%.

Now even easier to fit using VELUX **Pick&Click!** system.

NB: New VELUX blinds and flashings do not fit VELUX Skylights manufactured prior to March 2010 and must be ordered accordingly.

Opening Restrictors

BCA 2013 Vol 1 & 2 regulations (Prevention of Falls from Windows – Balustrades & Barriers): contact VELUX for information relating to restrictor devices for within-reach opening Skylights.